

# Holding of Specified Securities

*Annexure - I*

1. Name of Listed	CITADEL REALTY AND DEVELOPERS LTD		
2. Scrip Code/Name of Scrip/Class of Security	502445		
3. Share Holding Pattern Filed under: Reg. 31(1)(a)/Reg. 31(1)(b)/Reg.31(1)(c)			
a. If under 31(1)(b) then indicate the report for Quarter ending	December 31,2015		
b. If under 31(1)(c) then indicate date of allotment/extinguishment			
4. Declaration: The Listed entity is required to submit the following declaration to the extent of submission of information:-			
	Particulars	Yes*	No*
1	Whether the Listed Entity has issued any partly paid up shares?	-	✓
2	Whether the Listed Entity has issued any Convertible Securities or Warrants?	-	✓
3	Whether the Listed Entity has any shares against which depository receipts are issued?	-	✓
4	Whether the Listed Entity has any shares in locked-in?	-	✓
5	Whether any shares held by promoters are pledge or otherwise encumbered?	-	✓
<p>* If the Listed Entity selects the option 'No' for the questions above, the columns for the partly paid up shares, Outstanding Convertible Securities/Warrants, depository receipts, locked-in shares, No of shares pledged or otherwise encumbered by promoters, as applicable, shall not be displayed at the time of dissemination on the Stock Exchange website. Also wherever there is 'No' declared by Listed Entity in above table the values will be considered as 'Zero' by default on submission of the format of holding of specified securities.</p>			




**Table I - SUMMARY STATEMENT HOLDING OF SPECIFIED SECURITIES**

Category (I)	Category of shareholder (II)	No.s of Share holders (III)	No.s of fully paid up equity Share held (IV)	No.s of Partly paid-up equity Share held (V)	No. of shares underlying Depository Receipts (VI)	Total nos. shares held (VII)= (IV)+(V)+ (VI)	Shareholding as a % of total no. of shares (calculated as per SCRR,1957) (VIII) As a % of (A+B+C2)	Number of Voting Rights held in each class of securities (IX)			No. of Shares Underlying Outstating convertible securities (including Warrants) (X)	Shareholdi ng, as a % assuming full conversion of convertible securities( as a % of diluted share capital) (XI)=(VII) +(X) As a % of (A+B+C2)	Number of Locked in shares (XII)		Number of Shares pledged or otherwise encumbered (XIII)		Number of equity shares held in demateriali zed form (XIV)	
								No of Voting Rights					Total as a % of (A+B+C)	No. (a)	As a % of total shares held (b)	No. (a)		As a % of total shares held (b)
								Class Equity	Class Others	Total								
(A)	<b>PROMOTER &amp; PROMOTER GROUP</b>	3	2190882	0	0	2190882	61.292	2190882	0	2190882	61.2920	0	61.2920	0	0.0000	0	0	2190882
(B)	<b>Public shareholding</b>	3473	1383618	0	0	1383618	38.708	1383618	0	1383618	38.7080	0	38.7080	0	0.0000	NA	NA	1074349
(C)	<b>Non Promoter-Non Public</b>	0	0	0	0	0	0	0	0	0	0.0000	0	0.0000	0	0.0000	NA	NA	0
(C1)	<b>Shares underlying DRs</b>	0	0	0	0	0	NA	0	0	0	0.0000	0	0.0000	0	0.0000	NA	NA	0
(C2)	<b>Shares held by Employee/Trust</b>	0	0	0	0	0	0	0	0	0	0.0000	0	0.0000	0	0.0000	NA	NA	0
	<b>TOTAL</b>	3476	3574500	0	0	3574500		3574500	0	3574500	100.0000	0	100.0000	0	0.0000			3265231




**Table II - STATEMENT SHOWING SHAREHOLDING PATTERN OF THE PROMOTER AND PROMOTER GROUP**

Category & Name of the shareholders (I)	PAN (II)	No.s of Share holders (III)	No.s of fully paid up equity Shares held (IV)	No.s of Partly paid-up equity Share held (V)	No. of shares underlying Depository Receipts (VI)	Total nos. shares held (VII)= (IV)+(V)+(VI)	Shareholding % calculated as per SCRR,1957 (VIII) As a % of (A+B+C2)	Number of Voting Rights held in each class of securities (IX)			No. of Shares Underlying Outstanding convertible securities (including Warrants) (X)	Shareholding, as a % assuming full conversion of convertible securities( as a % of diluted share capital) (XI)=(VII)+(X) As a % of (A+B+C2)	Number of Locked in shares (XII)		Number of Shares pledged or otherwise encumbered (XIII)		Number of equity shares held in dematerialized form (XIV)	
								No of Voting Rights		Total as a % of (A+B+C)			No. (a)	As a % of total shares held (b)	No. (a)	As a % of total shares held (b)		
								Class Equity	Class Others									Total
<b>1 I. INDIAN</b>																		
<b>(a) Individuals/Hindu undivided Family</b>																		
CHETAN RAMNIKLAL SHAH	AAJPS0811J	1	622900	0	0	622900	17.4262	622900	0	622900	17.4262	0	17.4262	0	0.0000	0	0.0000	622900
<b>CAT - TOTAL</b>		<b>1</b>	<b>622900</b>	<b>0</b>	<b>0</b>	<b>622900</b>	<b>17.4262</b>	<b>622900</b>	<b>0</b>	<b>622900</b>	<b>17.4262</b>	<b>0</b>	<b>17.4262</b>	<b>0</b>	<b>0.0000</b>	<b>0</b>	<b>0.0000</b>	<b>622900</b>
<b>(b) Central Government/ State Government(s)</b>																		
		0	0	0	0	0	0.0000	0	0	0	0.0000	0	0.0000	0	0.0000	0	0.0000	0
<b>CAT - TOTAL</b>		<b>0</b>	<b>0</b>	<b>0</b>	<b>0</b>	<b>0</b>	<b>0.0000</b>	<b>0</b>	<b>0</b>	<b>0</b>	<b>0.0000</b>	<b>0</b>	<b>0.0000</b>	<b>0</b>	<b>0.0000</b>	<b>0</b>	<b>0.0000</b>	<b>0</b>
<b>(c) Financial Institutions/ Banks</b>																		
		0	0	0	0	0	0.0000	0	0	0	0.0000	0	0.0000	0	0.0000	0	0.0000	0
<b>CAT - TOTAL</b>		<b>0</b>	<b>0</b>	<b>0</b>	<b>0</b>	<b>0</b>	<b>0.0000</b>	<b>0</b>	<b>0</b>	<b>0</b>	<b>0.0000</b>	<b>0</b>	<b>0.0000</b>	<b>0</b>	<b>0.0000</b>	<b>0</b>	<b>0.0000</b>	<b>0</b>
<b>(d) Any Others (BODIES CORPORATE)</b>																		
MARATHON REALTY PRIVATE LIMITED	AAACM3361R	1	947587	0	0	947587	26.5096	947587	0	947587	26.5096	0	26.5096	0	0.0000	0	0.0000	947587
<b>CAT - TOTAL</b>		<b>1</b>	<b>947587</b>	<b>0</b>	<b>0</b>	<b>947587</b>	<b>26.5096</b>	<b>947587</b>	<b>0</b>	<b>947587</b>	<b>26.5096</b>	<b>0</b>	<b>26.5096</b>	<b>0</b>	<b>0.0000</b>	<b>0</b>	<b>0.0000</b>	<b>947587</b>
<b>(d) Any Others (DIRECTORS RELATIVES)</b>																		
MAYUR RAMNIKLAL SHAH	AAJPS2829Q	1	620395	0	0	620395	17.3561	620395	0	620395	17.3561	0	17.3561	0	0.0000	0	0.0000	620395
<b>CAT - TOTAL</b>		<b>1</b>	<b>620395</b>	<b>0</b>	<b>0</b>	<b>620395</b>	<b>17.3561</b>	<b>620395</b>	<b>0</b>	<b>620395</b>	<b>17.3561</b>	<b>0</b>	<b>17.3561</b>	<b>0</b>	<b>0.0000</b>	<b>0</b>	<b>0.0000</b>	<b>620395</b>
<b>(d) Any Others (GROUP COMPANIES)</b>																		
		0	0	0	0	0	0.0000	0	0	0	0.0000	0	0.0000	0	0.0000	0	0.0000	0
<b>CAT - TOTAL</b>		<b>0</b>	<b>0</b>	<b>0</b>	<b>0</b>	<b>0</b>	<b>0.0000</b>	<b>0</b>	<b>0</b>	<b>0</b>	<b>0.0000</b>	<b>0</b>	<b>0.0000</b>	<b>0</b>	<b>0.0000</b>	<b>0</b>	<b>0.0000</b>	<b>0</b>
<b>(d) Any Others (TRUSTS)</b>																		
		0	0	0	0	0	0.0000	0	0	0	0.0000	0	0.0000	0	0.0000	0	0.0000	0
<b>CAT - TOTAL</b>		<b>0</b>	<b>0</b>	<b>0</b>	<b>0</b>	<b>0</b>	<b>0.0000</b>	<b>0</b>	<b>0</b>	<b>0</b>	<b>0.0000</b>	<b>0</b>	<b>0.0000</b>	<b>0</b>	<b>0.0000</b>	<b>0</b>	<b>0.0000</b>	<b>0</b>
<b>TOTAL</b>		<b>3</b>	<b>2190882</b>	<b>0</b>	<b>0</b>	<b>2190882</b>	<b>61.2920</b>	<b>2190882</b>	<b>0</b>	<b>2190882</b>	<b>61.2920</b>	<b>0</b>	<b>61.2920</b>	<b>0</b>	<b>0.0000</b>	<b>0</b>	<b>0.0000</b>	<b>2190882</b>




8 2. FOREIGN																		
(a)	Individuals (Non-Resident Individuals/ Foreign Individuals)																	
			0	0	0	0	0	0.0000	0	0	0	0.0000	0	0.0000	0	0.0000	0	0.0000
	CAT - TOTAL		0	0	0	0	0	0.0000	0	0	0	0.0000	0	0.0000	0	0.0000	0	0.0000
(c)	Institutions																	
			0	0	0	0	0	0.0000	0	0	0	0.0000	0	0.0000	0	0.0000	0	0.0000
	CAT - TOTAL		0	0	0	0	0	0.0000	0	0	0	0.0000	0	0.0000	0	0.0000	0	0.0000
(d)	Foreign Portfolio Investor																	
			0	0	0	0	0	0.0000	0	0	0	0.0000	0	0.0000	0	0.0000	0	0.0000
	CAT - TOTAL		0	0	0	0	0	0.0000	0	0	0	0.0000	0	0.0000	0	0.0000	0	0.0000
(e)	Any Other (specify)																	
			0	0	0	0	0	0.0000	0	0	0	0.0000	0	0.0000	0	0.0000	0	0.0000
	CAT - TOTAL		0	0	0	0	0	0.0000	0	0	0	0.0000	0	0.0000	0	0.0000	0	0.0000
(e)	Any Others (BODIES CORPORATE)																	
			0	0	0	0	0	0.0000	0	0	0	0.0000	0	0.0000	0	0.0000	0	0.0000
	CAT - TOTAL		0	0	0	0	0	0.0000	0	0	0	0.0000	0	0.0000	0	0.0000	0	0.0000
(e)	Any Others (QUALIFIED FOREIGN INVESTOR)																	
			0	0	0	0	0	0.0000	0	0	0	0.0000	0	0.0000	0	0.0000	0	0.0000
	CAT - TOTAL		0	0	0	0	0	0.0000	0	0	0	0.0000	0	0.0000	0	0.0000	0	0.0000
	TOTAL		0	0	0	0	0	0.0000	0	0	0	0.0000	0	0.0000	0	0.0000	0	0.0000
	GRAND - TOTAL		3	2190882	0	0	2190882	61.2920	2190882	0	2190882	61.2920	0	61.2920	0	0.0000	0	0.0000
	TOTAL		3	2190882	0	0	2190882	61.2920	2190882	0	2190882	61.2920	0	61.2920	0	0.0000	0	0.0000




**Table III - STATEMENT SHOWING SHAREHOLDING PATTERN OF THE PUBLIC SHAREHOLDER**

Category & Name of the shareholders (I)	PAN (II)	No.s of Share holders (III)	No.s of fully paid up equity Share held (IV)	No.s of Partly paid-up equity Share held (V)	No. of shares underlying Depository Receipts (VI)	Total nos. shares held (VII)= (IV)+(V)+(VI)	Shareholding % calculated as per SCRR,1957 (VIII) As a % of (A+B+C2)	Number of Voting Rights held in each class of securities (IX)			No. of Shares Underlying Outstanding convertible securities (including Warrants) (X)	Shareholding, as a % assuming full conversion of convertible securities (as a % of diluted share capital) (XI)=(VII)+(X) As a % of (A+B+C2)	Number of Locked in shares (XII)		Number of Shares pledged or otherwise encumbered (XIII)		Number of equity shares held in dematerialized form (XIV)	
								No of Voting Rights		Total as a % of (A+B+C)			No. (a)	As a % of total shares held (b)	No. (a)	As a % of total shares held (b)		
								Class Equity	Class Others									Total
<b>1. INSTITUTIONS</b>																		
(a) Mutual Funds		0	0	0	0	0	0.0000	0	0	0	0.0000	0	0.0000	0	0.0000	NA	NA	0
		0	0	0	0	0	0.0000	0	0	0	0.0000	0	0.0000	0	0.0000	NA	NA	0
(b) Venture Capital Funds		0	0	0	0	0	0.0000	0	0	0	0.0000	0	0.0000	0	0.0000	NA	NA	0
		0	0	0	0	0	0.0000	0	0	0	0.0000	0	0.0000	0	0.0000	NA	NA	0
(c) Alternate Investment Funds		0	0	0	0	0	0.0000	0	0	0	0.0000	0	0.0000	0	0.0000	NA	NA	0
		0	0	0	0	0	0.0000	0	0	0	0.0000	0	0.0000	0	0.0000	NA	NA	0
(d) Foreign Venture Capital Investors		0	0	0	0	0	0.0000	0	0	0	0.0000	0	0.0000	0	0.0000	NA	NA	0
		0	0	0	0	0	0.0000	0	0	0	0.0000	0	0.0000	0	0.0000	NA	NA	0
(e) Foreign Portfolio Investors		0	0	0	0	0	0.0000	0	0	0	0.0000	0	0.0000	0	0.0000	NA	NA	0
		0	0	0	0	0	0.0000	0	0	0	0.0000	0	0.0000	0	0.0000	NA	NA	0
(f) Financial Institutions/ Banks		6	1242	0	0	1242	0.0347	1242	0	1242	0.0347	0	0.0347	0	0.0000	NA	NA	367
		6	1242	0	0	1242	0.0347	1242	0	1242	0.0347	0	0.0347	0	0.0000	NA	NA	367
(g) Insurance Companies		0	0	0	0	0	0.0000	0	0	0	0.0000	0	0.0000	0	0.0000	NA	NA	0
		0	0	0	0	0	0.0000	0	0	0	0.0000	0	0.0000	0	0.0000	NA	NA	0
(h) Provident Funds/ Pension Funds		0	0	0	0	0	0.0000	0	0	0	0.0000	0	0.0000	0	0.0000	NA	NA	0
		0	0	0	0	0	0.0000	0	0	0	0.0000	0	0.0000	0	0.0000	NA	NA	0
(i) Any Other (specify)		0	0	0	0	0	0.0000	0	0	0	0.0000	0	0.0000	0	0.0000	NA	NA	0
		0	0	0	0	0	0.0000	0	0	0	0.0000	0	0.0000	0	0.0000	NA	NA	0
(i) Any Others (FII'S)		0	0	0	0	0	0.0000	0	0	0	0.0000	0	0.0000	0	0.0000	NA	NA	0
		0	0	0	0	0	0.0000	0	0	0	0.0000	0	0.0000	0	0.0000	NA	NA	0
(i) Any Others (FOREIGN FINANCIAL INSTITUTIONS / BANKS)		0	0	0	0	0	0.0000	0	0	0	0.0000	0	0.0000	0	0.0000	NA	NA	0
		0	0	0	0	0	0.0000	0	0	0	0.0000	0	0.0000	0	0.0000	NA	NA	0
(i) Any Others (QUALIFIED FOREIGN INVESTOR)		0	0	0	0	0	0.0000	0	0	0	0.0000	0	0.0000	0	0.0000	NA	NA	0
		0	0	0	0	0	0.0000	0	0	0	0.0000	0	0.0000	0	0.0000	NA	NA	0
(2) Central Government/ State Government(s)		0	0	0	0	0	0.0000	0	0	0	0.0000	0	0.0000	0	0.0000	NA	NA	0
		0	0	0	0	0	0.0000	0	0	0	0.0000	0	0.0000	0	0.0000	NA	NA	0
<b>SUB TOTAL</b>		<b>6</b>	<b>1242</b>	<b>0</b>	<b>0</b>	<b>1242</b>	<b>0.0347</b>	<b>1242</b>	<b>0</b>	<b>1242</b>	<b>0.0347</b>	<b>0</b>	<b>0.0347</b>	<b>0</b>	<b>0.0000</b>	<b>NA</b>	<b>NA</b>	<b>367</b>



**Table III - STATEMENT SHOWING SHAREHOLDING PATTERN OF THE PUBLIC SHAREHOLDER**

Category & Name of the shareholders (I)	PAN (II)	No.s of Share holders (III)	No.s of fully paid up equity Share held (IV)	No.s of Partly paid-up equity Share held (V)	No. of shares underlying Depository Receipts (VI)	Total nos. shares held (VII)= (IV)+(V)+(VI)	Shareholding % calculated as per SCRR,1957 (VIII) As a % of (A+B+C2)	Number of Voting Rights held in each class of securities (IX)			No. of Shares Underlying Outstanding convertible securities (including Warrants) (X)	Shareholding, as a % assuming full conversion of convertible securities (as a % of diluted share capital) (XI)=(VII)+(X) As a % of (A+B+C2)	Number of Locked in shares (XII)		Number of Shares pledged or otherwise encumbered (XIII)		Number of equity shares held in dematerialized form (XIV)	
								No of Voting Rights		Total as a % of (A+B+C)			No. (a)	As a % of total shares held (b)	No. (a)	As a % of total shares held (b)		
								Class Equity	Class Others									Total
<b>1. INSTITUTIONS</b>																		
(a) Mutual Funds		0	0	0	0	0	0.0000	0	0	0	0.0000	0	0.0000	0	0.0000	NA	NA	0
		0	0	0	0	0	0.0000	0	0	0	0.0000	0	0.0000	0	0.0000	NA	NA	0
(b) Venture Capital Funds		0	0	0	0	0	0.0000	0	0	0	0.0000	0	0.0000	0	0.0000	NA	NA	0
		0	0	0	0	0	0.0000	0	0	0	0.0000	0	0.0000	0	0.0000	NA	NA	0
(c) Alternate Investment Funds		0	0	0	0	0	0.0000	0	0	0	0.0000	0	0.0000	0	0.0000	NA	NA	0
		0	0	0	0	0	0.0000	0	0	0	0.0000	0	0.0000	0	0.0000	NA	NA	0
(d) Foreign Venture Capital Investors		0	0	0	0	0	0.0000	0	0	0	0.0000	0	0.0000	0	0.0000	NA	NA	0
		0	0	0	0	0	0.0000	0	0	0	0.0000	0	0.0000	0	0.0000	NA	NA	0
(e) Foreign Portfolio Investors		0	0	0	0	0	0.0000	0	0	0	0.0000	0	0.0000	0	0.0000	NA	NA	0
		0	0	0	0	0	0.0000	0	0	0	0.0000	0	0.0000	0	0.0000	NA	NA	0
(f) Financial Institutions/ Banks		6	1242	0	0	1242	0.0347	1242	0	1242	0.0347	0	0.0347	0	0.0000	NA	NA	367
		6	1242	0	0	1242	0.0347	1242	0	1242	0.0347	0	0.0347	0	0.0000	NA	NA	367
(g) Insurance Companies		0	0	0	0	0	0.0000	0	0	0	0.0000	0	0.0000	0	0.0000	NA	NA	0
		0	0	0	0	0	0.0000	0	0	0	0.0000	0	0.0000	0	0.0000	NA	NA	0
(h) Provident Funds/ Pension Funds		0	0	0	0	0	0.0000	0	0	0	0.0000	0	0.0000	0	0.0000	NA	NA	0
		0	0	0	0	0	0.0000	0	0	0	0.0000	0	0.0000	0	0.0000	NA	NA	0
(i) Any Other (specify)		0	0	0	0	0	0.0000	0	0	0	0.0000	0	0.0000	0	0.0000	NA	NA	0
		0	0	0	0	0	0.0000	0	0	0	0.0000	0	0.0000	0	0.0000	NA	NA	0
(i) Any Others (FIIS)		0	0	0	0	0	0.0000	0	0	0	0.0000	0	0.0000	0	0.0000	NA	NA	0
		0	0	0	0	0	0.0000	0	0	0	0.0000	0	0.0000	0	0.0000	NA	NA	0
(i) Any Others (FOREIGN FINANCIAL INSTITUTIONS / BANKS)		0	0	0	0	0	0.0000	0	0	0	0.0000	0	0.0000	0	0.0000	NA	NA	0
		0	0	0	0	0	0.0000	0	0	0	0.0000	0	0.0000	0	0.0000	NA	NA	0
(i) Any Others (QUALIFIED FOREIGN INVESTOR)		0	0	0	0	0	0.0000	0	0	0	0.0000	0	0.0000	0	0.0000	NA	NA	0
		0	0	0	0	0	0.0000	0	0	0	0.0000	0	0.0000	0	0.0000	NA	NA	0
(2) Central Government/ State Government(s)		0	0	0	0	0	0.0000	0	0	0	0.0000	0	0.0000	0	0.0000	NA	NA	0
		0	0	0	0	0	0.0000	0	0	0	0.0000	0	0.0000	0	0.0000	NA	NA	0
<b>SUB TOTAL</b>		<b>6</b>	<b>1242</b>	<b>0</b>	<b>0</b>	<b>1242</b>	<b>0.0347</b>	<b>1242</b>	<b>0</b>	<b>1242</b>	<b>0.0347</b>	<b>0</b>	<b>0.0347</b>	<b>0</b>	<b>0.0000</b>	<b>NA</b>	<b>NA</b>	<b>367</b>



(e)	Any Others (GROUP COMPANIES A)	0	0	0	0	0	0.0000	0	0	0	0.0000	0	0.0000	0	0.0000	NA	NA	0
		0	0	0	0	0	0.0000	0	0	0	0.0000	0	0.0000	0	0.0000	NA	NA	0
(e)	Any Others (HOLDING COMPANY)	14	910	0	0	910	0.0255	910	0	910	0.0255	0	0.0255	0	0.0000	NA	NA	0
		14	910	0	0	910	0.0255	910	0	910	0.0255	0	0.0255	0	0.0000	NA	NA	0
(e)	Any Others (MARKET MAKER)	0	0	0	0	0	0.0000	0	0	0	0.0000	0	0.0000	0	0.0000	NA	NA	0
		0	0	0	0	0	0.0000	0	0	0	0.0000	0	0.0000	0	0.0000	NA	NA	0
(e)	Any Others (NON RESIDENT INDIANS (NRI))	9	3200	0	0	3200	0.0895	3200	0	3200	0.0895	0	0.0895	0	0.0000	NA	NA	3004
		9	3200	0	0	3200	0.0895	3200	0	3200	0.0895	0	0.0895	0	0.0000	NA	NA	3004
(e)	Any Others (OFFICE BEARERS)	0	0	0	0	0	0.0000	0	0	0	0.0000	0	0.0000	0	0.0000	NA	NA	0
		0	0	0	0	0	0.0000	0	0	0	0.0000	0	0.0000	0	0.0000	NA	NA	0
(e)	Any Others (OTHER SHROFF COMPANIES)	0	0	0	0	0	0.0000	0	0	0	0.0000	0	0.0000	0	0.0000	NA	NA	0
		0	0	0	0	0	0.0000	0	0	0	0.0000	0	0.0000	0	0.0000	NA	NA	0
(e)	Any Others (OTHER SHROFF FAMILY [NRI])	0	0	0	0	0	0.0000	0	0	0	0.0000	0	0.0000	0	0.0000	NA	NA	0
		0	0	0	0	0	0.0000	0	0	0	0.0000	0	0.0000	0	0.0000	NA	NA	0
(e)	Any Others (OTHER SHROFF FAMILY)	0	0	0	0	0	0.0000	0	0	0	0.0000	0	0.0000	0	0.0000	NA	NA	0
		0	0	0	0	0	0.0000	0	0	0	0.0000	0	0.0000	0	0.0000	NA	NA	0
(e)	Any Others (OVERSEAS BODIES CORPORATES)	0	0	0	0	0	0.0000	0	0	0	0.0000	0	0.0000	0	0.0000	NA	NA	0
		0	0	0	0	0	0.0000	0	0	0	0.0000	0	0.0000	0	0.0000	NA	NA	0
(e)	Any Others (PARTNERSHIP FIRM)	0	0	0	0	0	0.0000	0	0	0	0.0000	0	0.0000	0	0.0000	NA	NA	0
		0	0	0	0	0	0.0000	0	0	0	0.0000	0	0.0000	0	0.0000	NA	NA	0
(e)	Any Others (PROPRIETARY FIRM)	0	0	0	0	0	0.0000	0	0	0	0.0000	0	0.0000	0	0.0000	NA	NA	0
		0	0	0	0	0	0.0000	0	0	0	0.0000	0	0.0000	0	0.0000	NA	NA	0
(e)	Any Others (QUALIFIED FOREIGN INVESTOR)	0	0	0	0	0	0.0000	0	0	0	0.0000	0	0.0000	0	0.0000	NA	NA	0
		0	0	0	0	0	0.0000	0	0	0	0.0000	0	0.0000	0	0.0000	NA	NA	0
(e)	Any Others (SHROFF PLEDGE)	0	0	0	0	0	0.0000	0	0	0	0.0000	0	0.0000	0	0.0000	NA	NA	0
		0	0	0	0	0	0.0000	0	0	0	0.0000	0	0.0000	0	0.0000	NA	NA	0
(e)	Any Others (SUBSIDIARY COMPANIES)	0	0	0	0	0	0.0000	0	0	0	0.0000	0	0.0000	0	0.0000	NA	NA	0
		0	0	0	0	0	0.0000	0	0	0	0.0000	0	0.0000	0	0.0000	NA	NA	0
(e)	Any Others (TRUSTS)	1	33	0	0	33	0.0009	33	0	33	0.0009	0	0.0009	0	0.0000	NA	NA	33
		1	33	0	0	33	0.0009	33	0	33	0.0009	0	0.0009	0	0.0000	NA	NA	33
(e)	Any Others (UNCLAIMED SUSPENSE ACCOUNT)	0	0	0	0	0	0.0000	0	0	0	0.0000	0	0.0000	0	0.0000	NA	NA	0
		0	0	0	0	0	0.0000	0	0	0	0.0000	0	0.0000	0	0.0000	NA	NA	0
	Employee	0	0	0	0	0	0.0000	0	0	0	0.0000	0	0.0000	0	0.0000	NA	NA	0
		0	0	0	0	0	0.0000	0	0	0	0.0000	0	0.0000	0	0.0000	NA	NA	0
	SUB TOTAL	74	162591	0	0	162591	4.5486	162591	0	162591	4.5486	0	4.5486	0	0.0000	NA	NA	161485
	TOTAL	3473	1383618	0	0	1383618	38.7080	1383618	0	1383618	38.7080	0	38.7080	0	0.0000	NA	NA	1074349



**Table IV - STATEMENT SHOWING SHAREHOLDING PATTERN OF THE NON PROMOTER - NON PUBLIC SHAREHOLDER**

Category & Name of the shareholders (I)	PAN (II)	No.s of Share holders (III)	No.s of fully paid up equity Share held (IV)	No.s of Partly paid-up equity Share held (V)	No. of shares underlying Depository Receipts (VI)	Total nos. shares held (VII)= (IV)+(V)+(VI)	Shareholding % calculated as per SCRR,1957 (VIII) As a % of (A+B+C2)	Number of Voting Rights held in each class of securities (IX)			No. of Shares Underlying Outstanding convertible securities (including Warrants) (X)	Shareholding, as a % assuming full conversion of convertible securities( as a % of diluted share capital) (XI)=(VII)+(X) As a % of (A+B+C2)	Number of Locked in shares (XII)		Number of Shares pledged or otherwise encumbered (XIII)		Number of equity shares held in dematerialized form (XIV)	
								No of Voting Rights		Total as a % of (A+B+C)			No. (a)	As a % of total shares held (b)	No. (a)	As a % of total shares held (b)		
								Class Equity	Class Others									Total
<b>EMPLOYEE BENEFIT TRUST</b>																		
			0	0	0	0	0.0000	0	0	0	0.0000	0	0.0000	0	0.0000	NA	NA	0
	<b>Total Non Promoter- Non Public Shareholding (C)=(C1)+(C2)</b>		0	0	0	0	0.0000	0	0	0	0.0000	0	0.0000	0	0.0000	NA	NA	0

